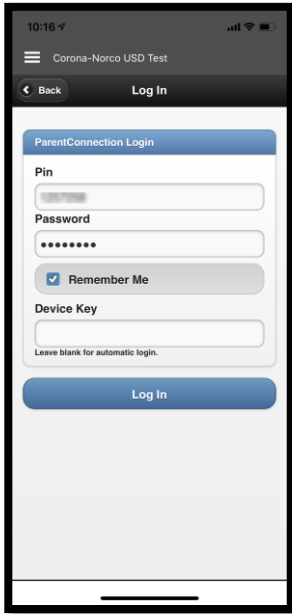


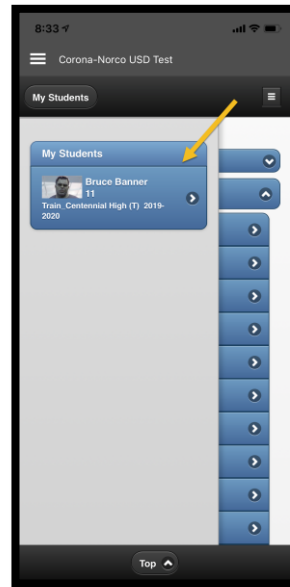
How to Access Student Documents in Parent Connection

Q Parent Connection Mobile App

1. Log in with your PIN and password



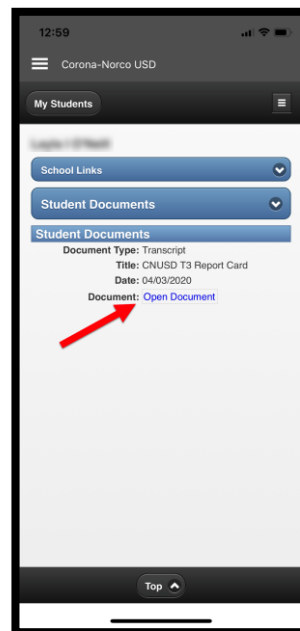
2. Select your students **CURRENT** year line in the *My Students* list



3. Select the *Student Documents* section



4. Identify the document you are looking for and click the *Open Document* link



Q Parent Connection Website

1. Log in with your PIN and password

2. Select your students **CURRENT** year line

Student Name	Grade	School Name
	12	Train_Centennial High (T)
Bruce Banner	11	Train_Centennial High (T)
Bruce Banner	12	Train_Centennial High (T)

3. Select the *Student Documents* section

4. Identify the document you are looking for and click the *Open Document* link

Student Documents		
Title	Date	Document
CNUSD T3 Report Card	04/03/2020	Open Document